

浙江伟星新型建材股份有限公司

2012年半年度财务报告



披露日期：2012年8月9日

		814,801,585.46	804,982,951.3
		0	0
		0	0
		0	0
		46,509,488.63	64,820,397.7
		163,488,600.89	157,724,545.47
		59,236,256.9	99,580,557.53
		0	0
		0	0
		0	0
		0	0
		0	0
		14,081,951.22	11,546,192.62
		0	0
		341,217,968.1	285,615,028.05
		0	0
		0	0
		1,439,335,851.2	1,424,269,672.67
		0	0
		0	0
		0	0
		0	0
		0	0
		0	0
		0	0
		516,126,973.01	504,749,822.61
		44,696,179.96	32,595,720.47
		0	0
		0	0
		0	0
		0	0
		161,804,192.81	161,602,671.42
		0	0
		50,400.17	50,400.17
		3,101,696.05	2,984,098.18

		8,977,428.73	6,111,060.86
		0	0
		734,756,870.73	708,093,773.71
		2,174,092,721.93	2,132,363,446.38
		264,416,913.71	62,000,000
		0	0
		0	0
		0	0
		0	0
		0	0
		0	0
		84,990,352.01	114,906,015.11

		0	0
		267,484,198.64	361,014,044.1
		0	0
		1,635,318,886.53	1,717,820,731.99
		0	0
		1,635,318,886.53	1,717,820,731.99
		2,174,092,721.93	2,132,363,446.38

		729,020,050.36	728,880,250.42
		32,229,108.6	31,902,912.37
		177,024,333.58	156,002,920.21
		47,213,600.98	78,528,461.38
		162,768,918.16	211,977,464.22
		252,896,575.05	176,202,883.71
		1,401,152,586.73	1,383,494,892.31
		133,060,936.88	134,078,528.51
		379,413,713.64	370,110,598.93
		8,423,674.15	409,669.36
		130,690,097.81	130,148,518.92

		5,635,862.28	5,361,370.09
		657,224,284.76	640,108,685.81
		2,058,376,871.49	2,023,603,578.12
		189,416,913.71	5,000,000
		188,617,821.5	160,899,537.54
		139,545,683.21	100,235,742.7
		3,686,850.89	17,091,927.98
		3,094,793.89	13,375,332.44
		332,506.66	111,191.67
		27,104,890.49	27,946,089.23
			54,000,000
		551,799,460.35	378,659,821.56
		0	0
		551,799,460.35	378,659,821.56
		253,400,000	253,400,000
		1,056,474,261.42	1,045,446,261.42
		57,826,428.38	57,826,428.38
		138,876,721.34	288,271,066.76
		1,506,577,411.14	1,644,943,756.56
		2,058,376,871.49	2,023,603,578.12

		774,701,914.24	700,599,024.7
		774,701,914.24	700,599,024.7
		647,447,589.2	573,902,606.8
		480,726,228.93	435,858,809.8
		4,838,944.29	5,475,106.26
		103,031,880.43	97,959,759.82


		109,190,154.54	104,824,721.15

0

		850,970,553.83	709,630,105.02
		662,970,556.4	545,895,494.49
		3,157,751.02	3,336,904.4
		86,906,034.09	76,891,079.78
		38,561,305.52	29,251,452.96

	86,000,000	
	209,984,435.19	79,362,522.83
	19,152,464.54	
	315,136,899.73	79,362,522.83
	-80,719,986.02	-3,362,522.83
	-13,366,830.38	-147,181,193.37
	802,223,951.3	968,237,899.83
	788,857,120.92	821,056,706.46

	1,072,595,530.01	997,824,769.01
	54,300,718.02	9,594,629.33
	1,126,896,248.03	1,007,419,398.34
	852,158,715.08	815,002,728.82
	61,414,993.9	50,380,885.24
	41,440,026.38	43,009,625
	69,188,723.85	159,319,391.78
	1,024,202,459.21	1,067,712,630.84
	102,693,788.82	-60,293,232.5
	1,802,149.06	
	853,628.37	64,018.66



	253,400,000	1,056,474,261.42			57,826,428.38		138,876,721.34	1,506,577,411.14
--	-------------	------------------	--	--	---------------	--	----------------	------------------

	253,400,000	1,043,608,261.42			37,845,423.89		184,462,026.38	1,519,315,711.69
	253,400,000	1,043,608,261.42			37,845,423.89		184,462,026.38	1,519,315,711.69
		1,838,000			19,981,004.49		103,809,040.38	125,628,044.87
							199,810,044.87	199,810,044.87
							199,810,044.87	199,810,044.87
	0	1,838,000	0	0	0	0	0	1,838,000
1								
2		1,838,000						

	(
			1999 10 12		
		3310821006636			800
		720	90%		80
10%		2007 10 31			2007
12 20			331082000006575		
		190,000,000.00	190,000,000	1	
		2010 219			(A
)63,400,000		1	2010 3 18		
		253,400,000.00	253,400,000	1	
	A	190,000,000		A	63,400,000

1

2

3

1 1 12 31

4

5

1

2

6

1

33 ——

2

7

8

1

- 1
- 2
- 3
- 4
- 5
- 6
- 7
- 10

1

	300
	10%

2

	(%)		(%)
--	-----	--	-----

1	1	5%	5%
1	2	15%	15%
2	3	40%	40%
3		100%	100%

3

11

1

2

3

4

5

12

1

(1)

(2)

(3)

2

3

4

22 ——

13

14

1

2

(1)

(2)

(3)

(4)

3

	20	3-5%	4.85-4.75%
	10	3-5%	9.70-9.50%

	5	3-5%	19.40-19.00%
	5	3-5%	19.40-19.00%
	5	3-5%	19.40-19.00%

4

5

15

1

2

3

16

1

2

3

4

17

18

19

1

2

	50	
	5	

3

4

5

6

20

21

22

1

2

23

1

2

3

4

(1)

(2)

(3)

24

25

1

(1)

(2)

(3)

(4)

(5)

2

3

26

1

2

1.

2.

27

1

1.

2.

3.

4.

(1)

(2)

2

1.

2.

(1)

(2)

28

1

(1)

(2)

2

(1)

(2)

29

1

2

30

31

32

1

2

33

1

2

34

1

			17%
			5%
			7%
			1%
			15% 25%
	30%	1.2%	1.2% 12%
		12%	
			3%
			2%
			1% ,

1. 15%

2. 15%

3. 25%

4.

100%

5.

100%

6.

2

[2007]92

[2007]67


[2007]17

2, 315, 507. 10

3

1

1



30,000,000

30,000,000

100%

				12,000,000		17,378,785.72	

100%				

3

0

1

4

	1,802,149.06	84,362.1

5

6

7

8

:

9

:

10

1

:	--	--	5,525,265.67	--	--	9,165,891.41
	--	--	5,488,376.85	--	--	9,122,035.36
USD	2,710	6.3249	17,140.48	3,250.28	6.3009	20,479.71
EUR	2,509	7.871	19,748.34	2,863.87	8.1625	23,376.34
	--	--	802,484,319.79	--	--	793,058,059.89
	--	--	764,214,269.87	--	--	784,839,339.52
USD	3,009,749.96	6.3249	19,036,367.52	1,288,766.36	6.3009	8,120,387.96
EUR	2,294,819.19	8.3813	19,233,682.4	12,046.85	8.1625	98,332.41
	--	--	6,792,000	--	--	2,759,000
	--	--	6,792,000	--	--	2,759,000
	--	--	814,801,585.46	--	--	804,982,951.3

2, 284, 500. 57

3, 030, 390. 00

2, 284, 500. 57

,

1. 3255

1. 3255

6, 792, 000. 00

	45,509,488.63	61,770,397.7
	1,000,000	3,050,000
	46,509,488.63	64,820,397.7

2

3

	2012 06 13	2012 09 13	3,000,000	
	2012 03 16	2012 09 16	1,000,000	
	2012 01 16	2012 07 16	1,000,000	
	2012 05 04	2012 11 04	1,000,000	
	2012 01 06	2012 07 06	1,000,000	
	--	--	7,000,000	--

4

5

1

2

3

6

1

--	--	--

	0		0		0		0	
	172,648,428.26	99.88%	9,159,827.37	5.31%	166,745,871.5	99.88%	9,021,326.03	5.41%
	172,648,428.26	99.88%	9,159,827.37	5.31%	166,745,871.5	99.88%	9,021,326.03	5.41%
	198,867.35	0.12%	198,867.35	100%	198,867.35	0.12%	198,867.35	100%
	172,847,295.61	--	9,358,694.72	--	166,944,738.85	--	9,220,193.38	--

					(%)	
1	--	--	--	--	--	--
1	170,990,168.94	99.04%	8,549,508.44	160,969,385.81	96.53%	8,048,469.29
1	170,990,168.94	99.04%	8,549,508.44	160,969,385.81	96.53%	8,048,469.29
1 2	570,212.95	0.33%	85,531.94	5,585,474.96	3.35%	837,821.25
2 3	938,765.64	0.54%	375,506.26	93,292.06	0.06%	37,316.82
3	149,280.73	0.09%	149,280.73	97,718.67	0.06%	97,718.67
3 4						
4 5						
5						
	172,648,428.26	--	9,159,827.37	166,745,871.5	--	9,021,326.03



		2,753,279.6	1	1.59%
	--	23,614,694.71	--	13.66%

6

		113,952.08	0.07%
		115,366.84	0.07%
	--	229,318.92	0.13%

7

8

7

1

	0		0	0%	0		0	
	15,686,542.7	100%	1,604,591.48	10.23%	12,655,389.84	100%	1,109,197.22	8.76%
	15,686,542.7	100%	1,604,591.48	10.23%	12,655,389.84	100%	1,109,197.22	8.76%
	0		0		0		0	
	15,686,542.7	--	1,604,591.48	--	12,655,389.84	--	1,109,197.22	--

1						
1	11,186,345.77	71.31%	559,317.31	9,634,168.32	76.13%	481,708.43
1	11,186,345.77	71.31%	559,317.31	9,634,168.32	76.13%	481,708.43
1 2	3,944,615.03	25.15%	591,692.27	2,351,994.11	18.58%	352,799.12
2 3	170,000	1.08%	68,000	657,562.9	5.2%	263,025.16
3	385,581.9	2.46%	385,581.9	11,664.51	0.09%	11,664.51
3 4						
4 5						
5						
	15,686,542.7	--	1,604,591.48	12,655,389.84	--	1,109,197.22

2

3

		2012 03 30	13,802	3	
	--	--	13,802	--	--

13,802.00

4

5 5

5

6

		640,000	1	4.08%
		600,000	1	3.82%
		575,568	1	3.67%
		500,000	1	3.19%
		463,000	1-2 2-3	2.95%
	--	2,778,568	--	17.71%

7

8

9

8

1

		%		
1	55,059,100.46	92.95%	97,427,643.84	97.84%
1 2	2,878,477.91	4.86%	2,091,333.38	2.1%
2 3	18,268.53	0.03%	18,268.53	0.02%
3	1,280,410	2.16%	43,311.78	0.04%
	59,236,256.9	--	99,580,557.53	--

2

		4,117,500	1	
		3,595,235	1	
		3,096,134.48	1	

		3,107,541.32	1	
		3,000,000	1	
	--	16,916,410.8	--	--

3

5 5

4

9

1

	65,534,386.86		65,534,386.86	76,975,865.32		76,975,865.32
	12,347,292.38		12,347,292.38	11,663,488.89		11,663,488.89
	263,336,288.86		263,336,288.86	196,975,673.84		196,975,673.84
	341,217,968.1	0	341,217,968.1	285,615,028.05	0	285,615,028.05

2

3

10

11

1

:

2

12

1

2

13

14

15

1

2

16

1

2

17

1

	641,738,614.54	37,392,255.45	848,125.14	678,282,744.85
	304,044,479.29	16,079,545.25		320,124,024.54
	293,832,176.55	18,205,512.88	340,921.53	311,696,767.9
	29,662,634.88	1,812,573.41	246,855.2	31,228,353.09
	12,889,321.52	799,887.51	178,590.41	13,510,618.62
	1,310,002.3	494,736.4	81,758	1,722,980.7

--					
	136,988,791.93	0	25,669,087.55	502,107.64	162,155,771.84
	19,822,977.83		7,546,614.42		27,369,592.25
	100,588,685.27		14,291,116.36	161,274.41	114,718,527.22
	9,752,502.52		2,656,231.75	238,382.5	12,170,351.77
	6,415,405.48		957,378.94	40,717.3	7,332,067.12
	409,220.83		217,746.08	61,733.43	565,233.48
--			--		
	504,749,822.61		--		516,126,973.01
	284,221,501.46		--		292,754,432.29
	193,243,491.28		--		196,978,240.68
	19,910,132.36		--		19,058,001.32
	6,473,916.04		--		6,178,551.5
	900,781.47		--		1,157,747.22
	0		--		0
			--		
			--		
			--		
			--		
			--		
	504,749,822.61		--		516,126,973.01
	284,221,501.46		--		292,754,432.29
	193,243,491.28		--		196,978,240.68
	19,910,132.36		--		19,058,001.32
	6,473,916.04		--		6,178,551.5
	900,781.47		--		1,157,747.22

25, 669, 087. 55

130, 693. 59

2

3

4

5

6

18

1

	7,576,218		7,576,218			
	36,272,505.81		36,272,505.81	32,055,357.52		32,055,357.52
	847,456.15		847,456.15	540,362.95		540,362.95
	44,696,179.96	0	44,696,179.96	32,595,720.47	0	32,595,720.47

2

										(%)			
	181,300,000		7,576,218			96.34%	96%					7,576,218	
	133,110,000	32,055,357.52	4,217,148.29			80.03%	80%					36,272,505.81	
		540,362.95	437,786.79	130,693.59								847,456.15	
	314,410,000	32,595,720.47	12,231,153.08	130,693.59	0	--	--	0	0	--	--	44,696,179.96	

3

4

		96%
		80%

5

19

20

1

21

1

2

:

22

23

1

	176,295,584.22	2,116,178.26	0	178,411,762.48
	173,240,806.42	2,116,178.26		175,356,984.68
	3,054,777.8			3,054,777.8
	14,692,912.8	1,914,656.87	0	16,607,569.67
	12,552,961.35	1,748,379.17		14,301,340.52
	2,139,951.45	166,277.7		2,306,229.15
	161,602,671.42	2,116,178.26	1,914,656.87	161,804,192.81
	160,687,845.07	2,116,178.26	1,748,379.17	161,055,644.16
	914,826.35		166,277.7	748,548.65
	0	0	0	0
	161,602,671.42	2,116,178.26	1,914,656.87	161,804,192.81
	160,687,845.07	2,116,178.26	1,748,379.17	161,055,644.16
	914,826.35		166,277.7	748,548.65

1, 914, 656. 87

2

100

3

24

	50,400.17			50,400.17	
	50,400.17	0	0	50,400.17	0

25

	2,513,897.35	586,351	292,933.93		2,807,314.42	
	470,200.83		175,819.2		294,381.63	
	2,984,098.18	586,351	468,753.13	0	3,101,696.05	--

26

1



	2,663,237.71	2,355,749.57
	6,314,191.02	3,755,311.29
	8,977,428.73	6,111,060.86

	10,963,286.2	10,329,390.6
	38,087,741.61	23,383,380.56
	49,051,027.81	33,712,771.16

2

27

	10,329,390.6	1,747,944.08		1,114,048.48	10,963,286.2
	0	0	0	0	0
		0			0
	0				0
	0	0			0
	0	0			0
	0	0			0
					0



	14,915,673.69	41,074,785.04
	1,512,337.46	2,641,639.23
	84,990,352.01	114,906,015.11

2

5

5

:

33

1

	147,449,263.79	120,846,823.66
	147,449,263.79	120,846,823.66

5

34

	22,331,571.34	61,225,727.42	77,148,094.97	6,409,203.79
		3,191,062.31	3,191,062.31	
	0	8,262,428.54	8,262,428.54	0
		1,670,235.96	1,670,235.96	
		5,174,562.5		

	22,624,962.24	73,050,470.63	89,145,339.18	6,530,093.69
--	---------------	---------------	---------------	--------------

0

120,889.9

0

0

2012 8 30

35

	-16,877,015.74	-19,061,002.74
		1,440
	24,573,220.26	34,166,550.4
	147,905.35	90,105.68
	548,168.41	201,833.48
	243,052.23	104,966.39
	147,676.5	42,664.33
	167,846.86	82,325.27
	8,950,853.87	15,628,882.81

36

		98,752.5
	462,798.88	119,494.72
	462,798.88	218,247.22

37

38

1

	12,401,681.42	11,064,324.55
	2,738,041.85	2,942,587.46
	1,103,836.18	580,871.34
	16,243,559.45	14,587,783.35

2

5

5

3

1

4

39

40

1

1	0	54,000,000
1		
1		
	0	54,000,000

2

	0	54,000,000
	0	54,000,000

0

	2009.3 .31	2012.3 .31				0		54,000,000
	--	--	--	--	--	0	--	54,000,000

0

3

4

41

42

1

2

43

44

1

2

45

46

	9,730,000	9,730,000
	9,730,000	9,730,000

[2010]812

2010

973

47

	253,400,000					0	253,400,000

3

48

49

50

	1,043,608,261.42			1,043,608,261.42
	1,838,000	11,028,000		12,866,000
	1,045,446,261.42	11,028,000	0	1,056,474,261.42

51

	57,960,426.47			57,960,426.47
	57,960,426.47	0	0	57,960,426.47

52

53

	361,014,044.1	--	237,762,574.95	--
+ -		--		--
	361,014,044.1	--	237,762,574.95	--
	109,190,154.54	--	219,252,473.64	--

			19,981,004.49	10%
	202,720,000	10 8	76,020,000	10 3
	267,484,198.64	--	361,014,044.1	--

- 1) 0
- 2) 0
- 3) 0
- 4) 0
- 5) 0

54

1

	767,521,645.94	696,925,250.53
	7,180,268.3	3,673,774.17
	480,726,228.93	435,858,809.8

2

	767,521,645.94	473,807,190.49	696,925,250.53	432,511,882.62
	767,521,645.94	473,807,190.49	696,925,250.53	432,511,882.62

3

PPR	311,968,500.42	159,392,961.69	294,740,707.31	153,442,596.09
PE	290,716,324.7	198,870,965.38	254,487,835.6	174,119,825.34
PB	34,033,734.32	19,868,108.46	29,391,691.13	17,208,795.98
HDPE	32,580,111.01	21,179,062.85	30,996,461.8	19,991,279.32
	98,222,975.49	74,496,092.11	87,308,554.69	67,749,385.89
	767,521,645.94	473,807,190.49	696,925,250.53	432,511,882.62

4

	386,882,677.14	238,830,781.22	383,215,248.38	237,823,422.81
	182,924,941.8	112,923,398.58	153,694,003.87	95,382,514.71
	60,362,737.92	37,263,182.63	38,945,199.7	24,169,394.97
	62,103,217.77	38,337,617.3	43,636,645.72	27,080,906.85
	30,241,969.94	18,669,001.57	30,784,690.95	19,104,982.39
	20,411,104.67	12,600,202.5	32,979,577.62	20,467,129.28
	24,594,996.7	15,183,006.69	13,669,884.29	8,483,531.61
	767,521,645.94	473,807,190.49	696,925,250.53	432,511,882.62

5

	10,755,285.74	1.39%
	9,252,241.24	1.19%
	9,238,193.76	1.19%
	6,722,006.41	0.87%
	6,467,763.53	0.83%
	42,435,490.68	5.48%

:

55

56

	14,292.91	23,988.62	
	2,600,451.46	2,878,984.67	
	1,335,216.43	1,801,846.72	
	888,983.49	770,286.25	
	4,838,944.29	5,475,106.26	--

57

58

1

2

3

59

	1,747,944.08	3,042,997.89
	1,747,944.08	3,042,997.89

60

1

	22,287.77	127,763.45
	22,287.77	127,763.45
	8,442,241.51	7,051,280.22
	224,374	98,778.64
	35,388.65	18,070.57

	20,331.64	26,370.69
	8,744,623.57	7,322,263.57

2

	2,315,507.1	1,394,168.26	[2007]17	[2009]78
	5,289,734.41	4,653,111.96	[2012]6	[2011]349
	807,000	1,004,000	[2012]1	
	30,000			
	8,442,241.51	7,051,280.22	--	

:

61

	56,762.98	263,128.92
	56,762.98	263,128.92
	1,755,500	459,000
	79,989.13	32,364.15
	800,883.93	857,332.84
	133,792.49	5,818.8
	2,826,928.53	1,617,644.71

62

	26,848,233.43	30,303,255.79

	-2,866,367.89	-2,726,940.18
	23,981,865.54	27,576,315.61

63

(1)

		2012 1-6
	A	109,190,154.54
	B	4,010,442.32
	C=A-B	105,179,712.22
	D	253,400,000.00
	E	
	F	
	G	
	H	
	I	
	J	
	K	6
	$L=D+E+F \times G/K - H \times I/K - J$	253,400,000.00
	M=A/L	0.43
	N=C/L	0.42

(2)

		2012 1-6
	A	109,190,154.54
	B	
	C=A-B	109,190,154.54
	D	4,010,442.32

65

1

	6,126,734.41
	1,655,776.1
	341,000
	266,292.29
	8,389,802.8

:

2

	3,031,152.86
	4,374,000
	81,628,701.44
	1,969,281.62
	91,003,135.92

:

3

	10,951,960.95
	10,951,960.95

:

4

:

5

:

6

	19,152,464.54
	19,152,464.54

66

1

1	--	--
	109,190,154.54	104,824,721.15
	1,747,944.08	3,042,997.89
	25,669,087.55	12,274,801.48
	1,914,656.87	1,547,944.7
	468,753.13	483,409.52
	34,475.21	135,365.47

	821,056,706.46	968,237,899.83
	-13,366,830.38	-147,181,193.37

2

3

	788,857,120.92	802,223,951.3
	5,525,265.67	9,165,891.41
	783,331,855.25	793,058,059.89
	788,857,120.92	802,223,951.3

:

802,223,951.30

804,982,951.30

2,759,000.00

788,857,120.92

814,801,585.46

6,792,000.00

19,152,464.54

67

1

2

1

						362,000,000	38.99%	38.99%		14795174-0

:

2

--	--	--	--	--	--	--	--	--	--

		70474019-7
		68787444-0
		73993939-0
		14795830-1
		14799116-0
		70345006-7
		72276576-9
		71610816-4

:

5

1

			1,287,814.88	100%	2,080,268.35	100%
			388,507	29.02%		
			816,627	8.05%	773,630	12.53%
			68,810	3.7%	113,073	4.68%

			4,894.77		17,213.44	
			531,001.77	0.07%	3,031.96	
			208,301.56	0.03%	10,993.6	

2

/

/ :

3

					2008 01	2013 12 31		608,472	
					2012 01	2013 12 31		482,112	
					2011 01	2012 12 31		102,000	
					2010 01	2014 12 31		65,700	

:

4

		54,000,000	2012 04 01	2013 04 01	
		16,250,000	2011		

		113,952.08	91,421.46
			1,733.9
		115,366.84	

		324,266.62	222,889.12

1

	42,073,800
	0
	0
	16.59 3 5

:

2

	BS
	12,866,000
	11,028,000

2011

2011 12 7

13

1,000

2011 12 7

17.39 / 2011

,

16.59 /

3

:

4

2

3

4

5

6

7

1

1

		(%)		(%)		(%)		(%)
	0		0		0		0	
	187,084,129.07	99.89%	10,059,795.49	5.38%	164,755,057.81	99.88%	8,752,137.6	5.31%
	187,084,129.07	99.89%	10,059,795.49	5.38%	164,755,057.81	99.88%	8,752,137.6	5.31%
	198,867.35	0.11%	198,867.35	100%	198,867.35	0.12%	198,867.35	100%
	187,282,996.42	--	10,258,662.84	--	164,953,925.16	--	8,951,004.95	--

	--	--	--	--	--	--
	183,644,039.05	98.16%	9,182,201.95	160,570,724.58	97.46%	8,028,536.23
	183,644,039.05	98.16%	9,182,201.95	160,570,724.58	97.46%	8,028,536.23
2	2,352,043.65	1.26%	352,806.55	4,035,052.5	2.45%	605,257.88
3	938,765.64	0.5%	375,506.26	51,562.06	0.03%	20,624.82
	149,280.73	0.08%	149,280.73	97,718.67	0.06%	97,718.67
4						
5						
	187,084,129.07	--	10,059,795.49	164,755,057.81	--	8,752,137.6

	198,867.35	198,867.35	100%	
	198,867.35	198,867.35	100%	--

--

10.26%
5.3%
4.77%
2.64%
2.4%


1

	0		0		0		0	
	174,832,881.1	100%	12,063,962.94	6.9%	226,421,546.26	100%	14,444,082.04	6.38%
	174,832,881.1	100%	12,063,962.94	6.9%	226,421,546.26	100%	14,444,082.04	6.38%
	0		0		0		0	
	174,832,881.1	--	12,063,962.94	--	226,421,546.26	--	14,444,082.04	--

1	--	--	--	--	--	--
1	145,224,638.7	83.06%	7,261,231.96	196,742,953.86	86.9%	9,837,147.7
1	145,224,638.7	83.06%	7,261,231.96	196,742,953.86	86.9%	9,837,147.7
1 2	29,087,660.5	16.64%	4,363,149.08	29,058,010.5	12.83%	4,358,701.58
2 3	135,000	0.08%	54,000	620,581.9	0.27%	248,232.76
3	385,581.9	0.22%	385,581.9			
	174,832,881.1	--	12,063,962.94	226,421,546.2	--	14,444,082.04

2

3



	739,597,499.84	561,761,160.14	597,791,468.48	443,589,592.26
	739,597,499.84	561,761,160.14	597,791,468.48	443,589,592.26

3

PPR	319,464,385.69	212,382,674.34	271,897,825.62	175,904,537.22
PE	264,256,147.89	211,294,893.33	209,277,391.87	167,910,875.71
PB	30,557,508.02	25,627,265.93	19,155,062.39	16,859,881.48
HDPE	30,864,092.62	20,748,924.3	32,132,398.06	21,976,077.75
	94,455,365.62	91,707,402.24	65,328,790.54	60,938,220.1
	739,597,499.84	561,761,160.14	597,791,468.48	443,589,592.26

4

	739,597,499.84	561,761,160.14	597,791,468.48	443,589,592.26

5

	80,816,813.12	9.5%
	44,035,585.58	5.17%
	16,938,488.99	1.99%
	10,755,285.74	1.26%
	9,252,241.24	1.09%
	161,798,414.67	19.01%

5

1

	0	0
	0	0
	784,557.43	0
	784,557.43	0

2

3

6

1	--	--
	53,325,654.58	42,820,047.66
	-805,689.08	5,987,433.07
	19,113,430.38	11,026,285.66
	1,574,599.37	1,207,893.2
	34,475.21	122,482.2

	-5,459,075.99	-10,266,104.76
	-784,557.43	
	-274,492.19	-3,139,890.56
	-76,693,691.34	-150,747,121.09
	40,597,850.12	-115,788,438.29
	72,065,285.21	158,484,180.41
	102,693,788.82	-60,293,232.5
2	--	--
3	--	--
	703,075,585.82	750,990,757.78
	726,121,250.42	914,166,342.6
	-23,045,664.6	-163,175,584.82

7

1

	6.4%	0.43	0.43
	6.17%	0.42	0.42

2			
(1)		40.51%	4,034.43
(2)		37.12%	1,210.05
(3)		46.90%	286.64 ,
(4)		326.48%	20,241.69
(5)		71.14%	1,609.49
	2011		
(6)		42.73%	667.80
2011	2011		
(7)		112.05%	24.46
(8)			100.00% 5400.00
			5400
(1)		44.63%	1,853.35
(2)		70.28%	700.32
(3)		42.56%	129.51
(4)		74.76%	120.93